

Banner Arms

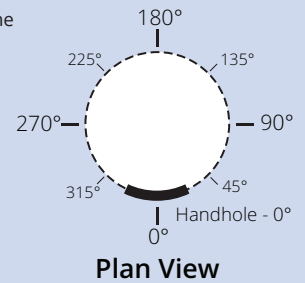
Big Shine LED offers a variety of Banner Arms in both standard and breakaway designs for use in both single and double sided applications. We have the Engineering expertise to design the safest and most efficient pole/banner arm combinations to match your project requirements.

Standard options are listed below (Single Side Option Shown). Contact Big Shine LED for technical information and custom banner arm options.



Accessory Design Orientation

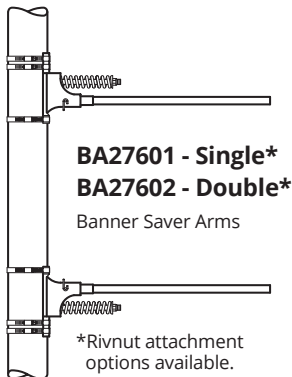
When specifying Pole Accessories, it is important to provide Big Shine LED the correct design orientation. This diagram provides the degree specification of accessories located at various positions on the pole relative to the pole door.



Adjustable Banner Arms

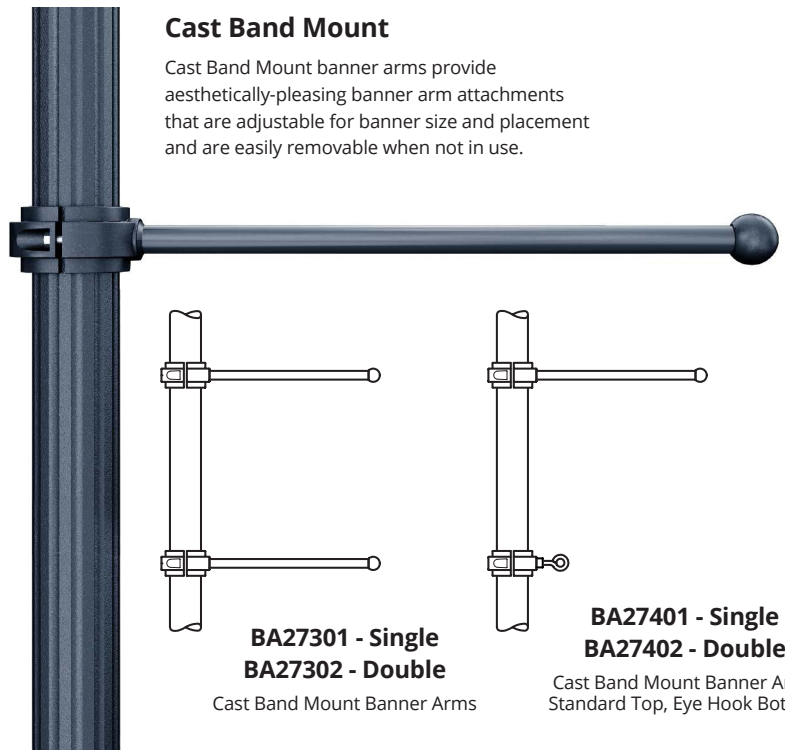
BannerSaver™

BannerSaver™ banner arms are designed with spring-loaded technology that reduces stress on both banners and poles. Wind tunnel tested to reduce 87% of windload, the use of BannerSaver™ arms allow more cost efficient pole designs while increasing the life of the banner.



Cast Band Mount

Cast Band Mount banner arms provide aesthetically-pleasing banner arm attachments that are adjustable for banner size and placement and are easily removable when not in use.



Fixed Banner Arms

