

YVI High Bay

Big Shine LED's YVi high bay is NSF certified and IP66 rated, meeting strict standards for public health protection. It's easy-to-clean, exempt from exposed screws, and manufactured with non-toxic chemicals.

Its seamless dome shape prevents dust and water from accumulating on the fixture, making it a perfect fit for food processing plants where facility wash-downs are frequent.

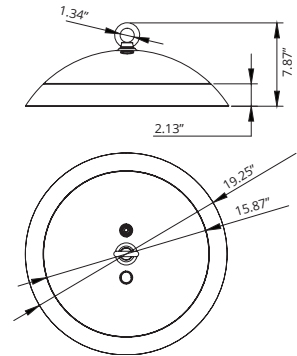
Though the YVi boasts an impressive IP66 rating, it also comes in a dust and steam wash-proof IP69K grade - the highest on the scale.

APPLICATIONS

Industrial (Food), Commercial



DIMENSIONS



MODEL OPTIONS

Manufacturer	Fixture Type	Wattage	Voltage	Name	Driver	Chip	CCT (X)	Beam Angle (Y)
BSL BIG SHINE LED	HB High Bay	100W	100-277V G-277-480V Optional	YVI	MW Mean Well	NI Nichia	3000K, 4000K, 5000K	50°, 90°, 120°

TECHNICAL SPECIFICATIONS

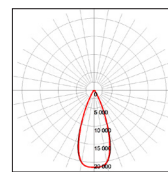
	100W
Lumens	13,000
Efficacy	130
CRI	85 (5000K)
Voltage Input	100-277V
Voltage Output	48V
Amperage	1.1
Hertz	50-60Hz
THD	<15%
Control Options	0-10V Optional (T)
Operating Temp.	-22~122°F
IP Rating	IP66
IK Level	IK08
Weight	15.87 lb
Driver Life	50,000 hrs
L70 Results ¹	50,000 hrs

¹ LM80 and TM21 results are available upon request. Specifications are subject to change without notice.

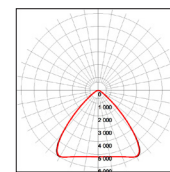
FIELD & BEAM ANGLES

MODEL	Beam	Height vs. Illuminance (Ft vs Lux)		
	Angle	9.8 ft	19.7 ft	29.5 ft
BSL-HB100-YVI-MWNI-5000K-50	50	1,770.3	442.6	196.7
BSL-HB100-YVI-MWNI-5000K-90	90	713.4	178.4	79.3
BSL-HB100-YVI-MWNI-5000K-120	120	370.9	92.7	41.2

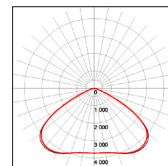
PHOTOMETRICS



100W-5000K-50°



100W-5000K-90°



100W-5000K-120°

MOUNTING OPTIONS

Eye Bolt, Pendant, Flush Bracket

STANDARD COLOR OPTIONS



*Customized colors available upon RAL request. MOQ applies.

