

# ORIYA Linear High Bay

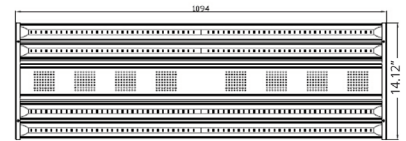
Big Shine LED's Oriya linear high bay is designed to replace two-foot, four-foot, and eight-foot fluorescent tube fixtures.

The Oriya delivers powerful lumen output and has an efficacy of 130 lm/W. Available in clear and frosted lens, this high bay is able to provide bright light while maintaining low glare. Its pure aluminum heat sink allows it to have excellent thermal management.

The chain suspension mounting system makes for an easy and convenient installation.



## DIMENSIONS



## APPLICATIONS

Commercial

## MODEL OPTIONS

Manufacturer	Fixture Type	Wattage	Voltage	Name	Driver	Chip	CCT (X)	Beam Angle (Y)
BSL BIG SHINE LED	HBL Linear High Bay	100W	100-277V G-277-480V Optional	OR4	AD ADAYO	LG	4000K, 5000K	120°

## TECHNICAL SPECIFICATIONS

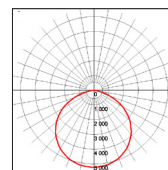
	100W
Lumens	13,000
Efficacy	130
CRI	82 (5000K)
Voltage Input	100-277V
Voltage Output	150-230V
Amperage	0.87
Hertz	50-60 Hz
THD	4%
Control Options	1-10V Optional (T)
Operating Temp.	-4~122°F
IP Rating	IP20
IK Level	IK08
Weight	11.03 lb
Driver Life	50,000 hrs
L70 Results <sup>1</sup>	50,000 hrs

<sup>1</sup> LM80 and TM21 results are available upon request. Specifications are subject to change without notice.

## FIELD & BEAM ANGLES

MODEL	Beam	Height vs. Illuminance (ft vs. lx)		
	Angle	9.8 ft	19.7 ft	29.5 ft
BSL-HBL100-OR4-ADLG-5000K-120	120	580.3	145.1	64.5

## PHOTOMETRICS




100W-5000K-120°

## MOUNTING OPTIONS

Suspended

## STANDARD COLOR OPTIONS



White

