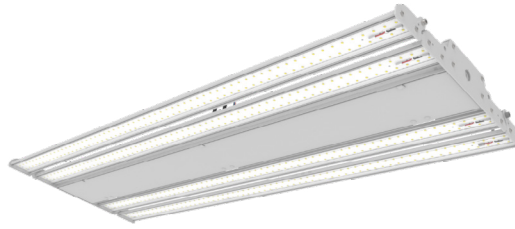
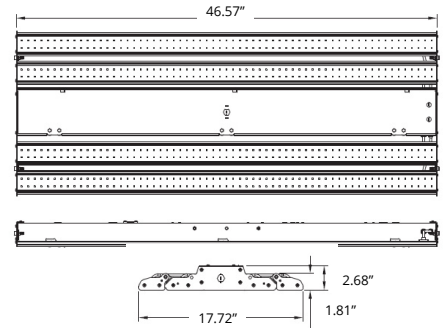


# ORIYA SKY Linear High Bay

ORIYA SKY delivers unmatched versatility in high bay lighting. Choose the standard 120 degree beam angle for general lighting, or select from one of our custom optics lenses at 30, 60 or 90 degrees for precise lighting of aisles and work spaces. ORIYA SKY has another great feature: the two outboard LED wings can rotate from horizontal to 90 degrees and beyond if you need directed light, for example to illuminate products high above on shelves.



## DIMENSIONS



## APPLICATIONS

Commercial

## MODEL OPTIONS

Manufacturer	Fixture Type	Wattage	Voltage	Name	Driver	Chip	CCT (X)	Beam Angle (Y)
BSL BIG SHINE LED	HBL Linear High Bay	258W	100-277V G-277-480V Optional	ORS	AR Arcata	SS Sosen	3500K, 5000K	120°

## TECHNICAL SPECIFICATIONS

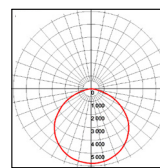
	258W
Lumens	38,700
Efficacy	150
CRI	83 (5000K)
Voltage Input	100-277V
Voltage Output	32-54V
Amperage	5.4
Hertz	50-60 Hz
THD	9.55%
Control Options	1-10V Optional (T)
Operating Temp.	-4°~122°F
IP Rating	IP20
IK Level	IK05
Weight	17.00 lb
Driver Life	50,000 hrs
L70 Results <sup>1</sup>	50,000 hrs

<sup>1</sup> LM80 and TM21 results are available upon request. Specifications are subject to change without notice.

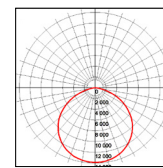
## FIELD & BEAM ANGLES

MODEL	Beam	Height vs. Illuminance (ft vs. lx)		
	Angle	9.8 ft	19.7 ft	29.5 ft
BSL-HBL258-ORS-ARSS-3500K-120 (120V)	120	1,544.8	386.2	171.6
BSL-HBL258-ORS-ARSS-3500K-120 (277V)	120	1,539.4	384.8	171.0

## PHOTOMETRICS



258W-3500K-120° (120V)




258W-3500K-120° (277V)

## MOUNTING OPTIONS

Suspended

## STANDARD COLOR OPTIONS



White



**IP40**

