
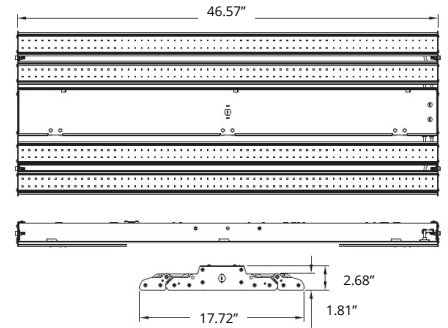


ORIYA SKY Linear High Bay

ORIYA SKY delivers unmatched versatility in high bay lighting. Choose the standard 120 degree beam angle for general lighting, or select from one of our custom optics lenses at 30, 60 or 90 degrees for precise lighting of aisles and work spaces. ORIYA SKY has another great feature: the two outboard LED wings can rotate from horizontal to 90 degrees and beyond if you need directed light, for example to illuminate products high above on shelves.



DIMENSIONS



APPLICATIONS

Commercial

MODEL OPTIONS

Manufacturer	Fixture Type	Wattage	Voltage	Name	Driver	Chip	CCT (X)	Beam Angle (Y)
BSL BIG SHINE LED	HBL Linear High Bay	160W	100-277V G-277-480V Optional	ORS	AR Arcata	SS Sosen	3500K, 5000K	120°

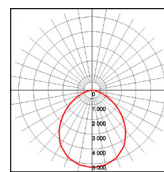
TECHNICAL SPECIFICATIONS

	160W
Lumens	24,000
Efficacy	150
CRI	83 (5000K)
Voltage Input	120-277V
Voltage Output	28-46V
Amperage	4.2
Hertz	50-60 Hz
THD	9.33%
Control Options	1-10V Optional (T)
Operating Temp.	-4°~122°F
IP Rating	IP20
IK Level	IK0
Weight	10.59 lb
Driver Life	50,000 hrs
L70 Results ¹	50,000 hrs

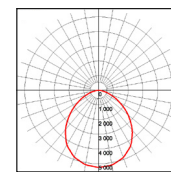
FIELD & BEAM ANGLES

MODEL	Beam Angle	Height vs. Illuminance (ft vs. lx)		
		9.8 ft	19.7 ft	29.5 ft
BSL-HBL160-ORS-ARSS-3500K-120 (120V)	120	1,038.1	259.5	115.3
BSL-HBL160-ORS-ARSS-3500K-120 (277V)	120	1,035.7	258.9	115.1

PHOTOMETRICS



64W-3500K-120 120V




64W-3500K-120 277V

¹ LM80 and TM21 results are available upon request. Specifications are subject to change without notice.

MOUNTING OPTIONS

Suspended

STANDARD COLOR OPTIONS



White

