

# HUBBLE Area Light

The Hubble's double coupling structure prevents the penetration of water vapor, minimizing the possibility of erosion of chips and PCB boards.

Its modular LED engines deliver superior color consistency. The modular design also facilitates quick and easy repair and maintenance if needed.

An anodized aluminum die-casting gives the metallic surface an elegant, durable and corrosion-resistant finish.

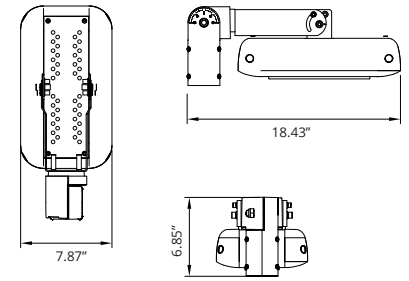
## APPLICATIONS

**Commercial:** Car Dealerships, Shopping Malls, Recreation Centers, Sports Centers, etc.

**Industrial:** Maintenance Facilities, Metal Fabricators, Warehouses, Storage Facilities, Factories, etc.



## DIMENSIONS



## MODEL OPTIONS

Mftr	Fixture Type	Wattage	Name	Driver	Chip	Color	Beam Angle
BSL BIG SHINE LED	AL Area Light	50W	HBL	MN Mean Well	OS Osram	4000K-5700K	60°, 90°

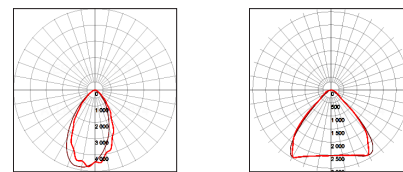
## TECHNICAL SPECIFICATIONS

	50W
Lumens	6000
Efficacy	120
CRI	>75
Voltage Input	100~277V
Voltage Output	50V
Amperage	0.86
Hertz	50~60Hz
Total Harmonic Dist.	<20%
Dimmability	Dimmable or Non-Dimmable
Operating Temp.	-40~122°F
IP Rating	IP67
IK Level	IK08
Weight	7.3 lb
Lifetime	50,000 hrs

## FIELD & BEAM ANGLES

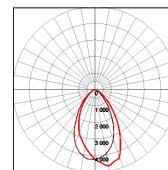
MODEL	Beam	Height vs. Illuminance (Ft vs Lux)		
	Angle	9.8 ft	19.7 ft	29.5 ft
BSL-AL50-HBL-MWOS-4000K-60	60	491.6	122.9	54.6
BSL-AL50-HBL-MWOS-4000K-90	90	278.9	69.7	31.0
BSL-AL50-HBL-MWOS-5700K-60	60	469.1	117.3	52.1
BSL-AL50-HBL-MWOS-5700K-90	90	274.1	68.5	30.5

## PHOTOMETRICS

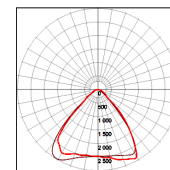


50W-4000K-60°

50W-4000K-90°



50W-5700K-60°



50W-5700K-90°

## MOUNTING OPTION

Universal Hanging Bracket / Hanging Ring Mount / Pendant Mount

## COLOR OPTIONS



\*Customized colors available upon RAL request. MOQ applies.

