

GAL XP High Bay

Big Shine LED's Gal XP high bay is assembled with an aluminum alloy housing assisting efficient heat conduction. This weather-resistant fixture is suitable for diverse ambiances.

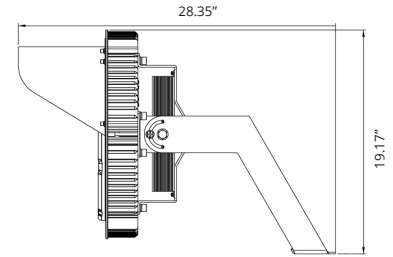
Gal XP delivers bright light. It makes an appealing replacement for metal halide lamps without compromising on efficacy.

APPLICATIONS

Industrial, Commercial, Recreational



DIMENSIONS



MODEL OPTIONS

Manufacturer	Fixture Type	Wattage	Voltage	Name	Driver	Chip	CCT	Beam Angle
BSL BIG SHINE LED	HB High Bay	600W	100-277V G-277-480V Optional	GAL	MW Mean Well	SS Seoul Semiconductor	3000K, 4000K, 5000K	30°, 60°, 120°

TECHNICAL SPECIFICATIONS

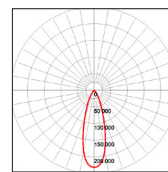
	600W
Lumens	96,000
Efficacy	160
CRI	75 (5000K)
Voltage Input	100-277V
Voltage Output	48V
Amperage	6
Hertz	50-60 Hz
THD	<15%
Control Options	0-10V Optional (T)
Operating Temp.	-22-122°F
IP Rating	IP65
IK Level	IK08
Weight	26.23 lb
Driver Life	50,000 hrs
L70 Results ¹	50,000 hrs

¹ LM80 and TM21 results are available upon request. Specifications are subject to change without notice.

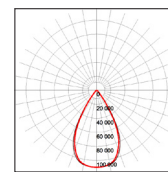
FIELD & BEAM ANGLES

MODEL	Beam Angle	Height vs. Illuminance (ft vs. lx)		
		9.8 ft	19.7 ft	29.5 ft
BSL-HB600-GAL-MWSS-5000K-30	30	25,668.8	6,417.2	2,852.1
BSL-HB600-GAL-MWSS-5000K-60	60	12,187.9	3,047.0	1,354.2
BSL-HB600-GAL-MWSS-5000K-120	120	3,702.4	925.6	411.4

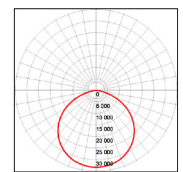
PHOTOMETRICS



600W-5000K-30°



600W-5000K-60°




600W-5000K-120°

MOUNTING OPTIONS

Yoke Bracket (Angled)

STANDARD COLOR OPTIONS



Black

*Customized colors available upon RAL request. MOQ applies.

