

Image of 2x4 and 2x2

Description

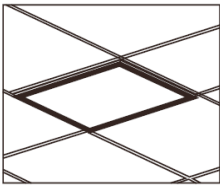
The Backlite LED Panel is engineered to produce a smooth, even light that is easy on the eyes and perfect for extended use. Its sleek, lightweight design makes it easy to mount and position, and the low heat output ensures that it stays cool to the touch, even after extended use. This LED panel is also energy-efficient, using only a fraction of the power consumed by traditional lighting sources, making it an eco-friendly choice. The long lifespan of LED technology ensures that the Backlite LED Panel is a cost-effective investment that will last for years to come.

Applications

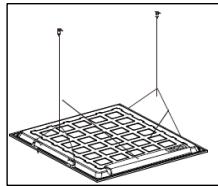
Commercial Facilities
Office Spaces

Mounting Options

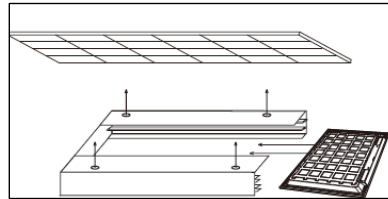
Recessed Mount



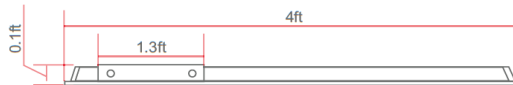
Suspension Mount



Surface Mount



Dimensions



Accessories

Surface Mount Kits
Integrated Motion Sensors

Electrical Information

Model No.	AB-50	AB-60	
Power Consumption(±10%)	50W	60W	
THD	15%		
Input Voltage	AC 120-277V 50/60 Hz		
Power Factor	0.9		
Surge Protection	2kV		
Driver Type	Isolated Driver		
Control	0-10V Dimmable		

Optic Information

LED Type	SMD		
Efficacy(4000K Ra80)	130 lm/W		
Correlated Color Temperature	3000K, 3500K, 4000K, 5000K		
Color Rendering Index	Ra80		
Beam Angle	120°		
UGR level	N/A		

Dimensions and Mounts

Product Dimension	2'x4'		
Luminaire Net Weight	5.51 Lbs		
Mounting Option	Recessed, Suspended & Surface		
Material	Aluminum Alloy		
Finish	Powder Coating		
Fixture Color	White		
IK Rating	N/A		
IP Rating	IP40		

Lifespan and Warranty

Operating Temperature	-4°F to 122°F		
Warranty	5 Years		

Safety Certifications

Luminaires (UL 1598:2021 Ed.5)
Luminaires (CSA C22.2#250.0:2021 Ed.5)