

Image of 2x4 and 2x2

Description


The Backlite LED Panel is engineered to produce a smooth, even light that is easy on the eyes and perfect for extended use. Its sleek, lightweight design makes it easy to mount and position, and the low heat output ensures that it stays cool to the touch, even after extended use. This LED panel is also energy-efficient, using only a fraction of the power consumed by traditional lighting sources, making it an eco-friendly choice. The long lifespan of LED technology ensures that the Backlite LED Panel is a cost-effective investment that will last for years to come.

Applications

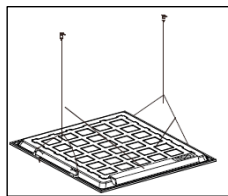
Commercial Facilities
Office Spaces

Mounting Options

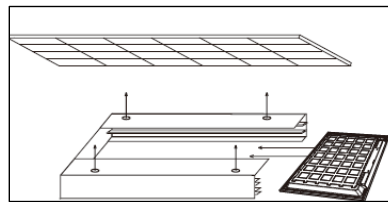
Recessed Mount



Suspension Mount



Surface Mount



Dimensions



Electrical Information

Model No.	AB-25	AB-35	AB-40
Power Consumption(±10%)	25W	35W	40W
THD	15%		
Input Voltage	AC 120-277V 50/60 Hz		
Power Factor	0.9		
Surge Protection	2kV		
Driver Type	Isolated Driver		
Control	0-10V Dimmable		

Optic Information

LED Type	SMD
Efficacy(4000K Ra80)	130 lm/W
Correlated Color Temperature	3000K, 3500K, 4000K, 5000K
Color Rendering Index	Ra80
Beam Angle	120°
UGR level	N/A

Dimensions and Mounts

Product Dimension	1'x4'
Luminaire Net Weight	5.51Lbs
Mounting Option	Recessed, Suspended & Surface
Material	Aluminum Alloy
Finish	Powder Coating
Fixture Color	White
IK Rating	N/A
IP Rating	IP40

Lifespan and Warranty

Operating Temperature	-4°F to 122°F
Warranty	5 Years

Safety Certifications

Luminaires (UL 1598:2021 Ed.5)
Luminaires (CSA C22.2#250.0:2021 Ed.5)

Accessories

Surface Mount Kits
Integrated Motion Sensors