

APPLICATIONS



LED PANEL

BIG SHINE LIGHTING



BE BRILLIANT
PREMIUM LIGHTING SERVICE WITH BIG SHINE LED

BIG SHINE LED PANEL
maintenance-free commercial lighting
for reduced lighting expenses.

www.bigshineled.com

www.bigshineled.com

CONTACT (845) 444-5255

PARTNERSHIP
QUALITY
INNOVATION

ADDRESS 300 Corporate Blvd.
Newburgh, NY 12550

Professional Lighting Design Service
Unparalleled Installation Service

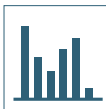
High Bay / Low Bay / Area Light / Panel
Linear High Bay / Flood Light / Tube / Wall Pack
Down Light / Explosion Proof



HIGH QUALITY POWERFUL PERFORMANCE

ULTRA SLIM DESIGN
SAVES ENERGY

01



EXCELLENT LIFE EXPECTANCY

Lifetime 50,000 hrs
Uniformity ratio of illuminance ≥ 0.86

02



HIGH EFFICIENCY



20W-50W / 100-277V
100-130 lm/W

03



SAVINGS SOLUTION

Uses 75% less energy than
traditional lighting, reducing
lighting expenses




LED TROFFER

2 X 2 | 2 X 4

The Big Shine LED troffer has a great structure and design for easy installation.

This luminaire was engineered as an energy efficient and eco-friendly retrofit. The simple design of our Troffer/Retrofit Kit provides maximum light distribution, which is ideal for commercial and industrial applications. Available with 0-10V dimming capability.



ULTRA SLIM

0.46 inch thickness
Translucent white polystyrene surface
Matte silver frame
Recessed / flush / suspension mount

EXTREMELY BRIGHT | SHADOWLESS | INDOOR

LED PANEL

2 X 2 | 2 X 4 | 1 X 4

Big Shine LED Panels adopt highly efficient SMD LED 2835, generating extremely bright, shadowless light. Our panels are clean, uniform, superior alternatives to traditional fluorescent fixtures and grid lights. Perfect for recessed mount, flush mount and suspension applications in offices, educational institutes, hospitals, tennis courts, showrooms and more.

Installation is quick and easy, making it convenient to brighten work spaces, creating a positive atmosphere to influence productivity.

A 50,000 hour lifespan offers years of maintenance and hassle-free performance while reducing energy costs and carbon emissions. Providing clean white and flicker-free light, Big Shine LED panels create an enhanced working environment.

